

KOMATSU

PC200-10M0

CE

HYDRAULIC EXCAVATOR

PC200



Photos may include optional equipment.

HORSEPOWER

Gross: 110 kW 148 HP/2000 min⁻¹
Net: 103 kW 138 HP/2000 min⁻¹

OPERATING WEIGHT

20050 kg

BUCKET CAPACITY

1.05 m³

WALK-AROUND

High Performance with Low Initial Cost.

PC200-10M0 is the machines idealized for civil engineering operation, and the performance and cost is balanced.

**HORSEPOWER**

Gross: 110 kW 148 HP/2000 min⁻¹
Net: 103 kW 138 HP/2000 min⁻¹

OPERATING WEIGHT

20050 kg

BUCKET CAPACITY

1.05 m³



Lower Fuel Consumption

- Reduction of fuel consumption by 18% (Compared to the PC200-8M0)
- Reduction of hydraulic piping loss

Lower Maintenance Cost

- Less maintenance time with new features
- Detection system to prevent failure of main components
- More visible maintenance information on the monitor screen

Higher Durability

- Enhanced work equipment
- Rigidity swing circle

Safety & Comfort

- Large comfortable cab
- ROPS Cab (ISO 12117-2)
- Rear view monitor system

Information & Communication Technology (ICT) & KOMTRAX

- Large multi-lingual high resolution Liquid Crystal Display (LCD) monitor
- Equipment Management Monitoring System
- KOMTRAX

LOWER FUEL CONSUMPTION

KOMATSU NEW ENGINE TECHNOLOGIES


Low Fuel Consumption Technology

Through the in-house development and production of main components, Komatsu has achieved great advancements in technology, providing high levels of performance and efficiency.

Fuel consumption

18% better

Compared to the PC200-8M0
At civil engineering operation.



Komatsu SAA4D107E-1 engine
EU Stage 3A equivalent
(CG image)

New 4-cylinder engine

Equipped with new 4-cylinder engine to reduce fuel consumption. In particular, the fuel efficiency during idling is improved dramatically. It is optimal for civil engineering sites (general construction sites) such as road construction, land development, etc.

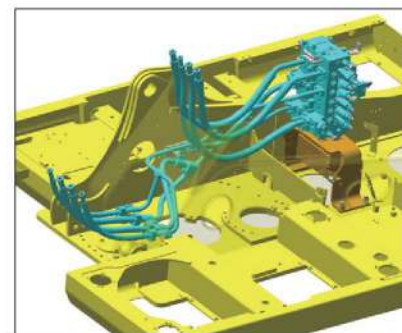
Low Fuel Consumption

Fuel consumption is improved by 18% from PC200-8M0. Engine horse power is same as that of PC200-8M0.

* Based on typical work pattern in civil engineering operation via KOMTRAX. Fuel consumption varies depending on job condition.

Reduction of hydraulic pressure loss

The internal shape of the control valves, piping diameter and fitting shape have been thoroughly revised. With this improvement, hydraulic loss is reduced more than ever. It contributes to low fuel consumption.



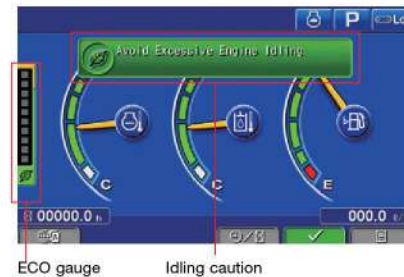
Assists Energy-saving Operations

Auto idle stop function

When the engine has been idling for certain time, the engine stops automatically to reduce unnecessary fuel consumption and exhaust emissions. The duration before the engine shutdown can be easily programmed.

ECO gauge

Equipped with the ECO gauge that can be recognized at a glance on the right of the multi-function color monitor for environment-friendly energy-saving operations. Allows focus on operation in the green range with reduced CO₂ emissions and efficient fuel consumption.



Idling caution

To prevent unnecessary fuel consumption, an idling caution is displayed on the monitor, if the engine idles for 5 minutes or more.

Fuel consumption

-18 %

PC200-10M0 PC200-8M0



Fuel Saving Support Functions

Just select a working mode that suits your purpose

In P mode, LARGE PRODUCTION is implemented. In E mode, LOW FUEL CONSUMPTION is implemented. E mode can be adjusted widely from E0 to E3 mode, and it adapts flexibly to customer's demands. Komatsu tuned each work mode precisely, ensuring high operability and workability. Just by selecting the work mode, it provides the best performance in demanding applications.

P (Power mode):

Maximum production
Fast cycle time

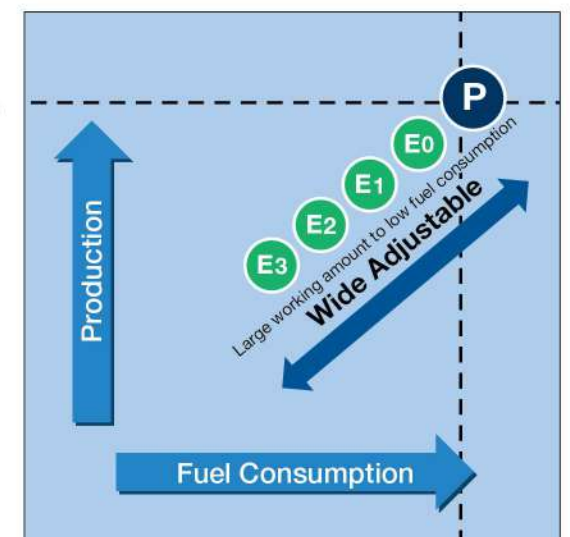
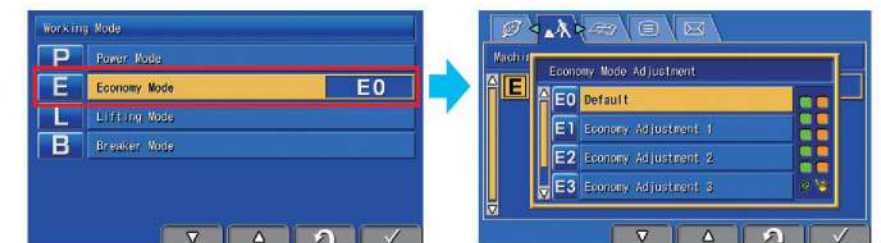
E (Economy mode):

Better fuel consumption



Easy selectable E mode

Compared with the conventional model, E0 to E3 can be easily selected on the monitor.



In addition to the above modes there are also the following modes. Please select the appropriate mode according to the application.

Working Mode	Application	Advantages
L	Lifting mode	<ul style="list-style-type: none"> Suitable attachment speed Lifting capacity is increased 7% by raising hydraulic pressure.
B	Breaker mode	<ul style="list-style-type: none"> Optimum engine rpm, hydraulic flow
ATT/P	Attachment Power mode	<ul style="list-style-type: none"> Optimum engine rpm, hydraulic flow, 2way Power mode
ATT/E	Attachment Economy mode	<ul style="list-style-type: none"> Optimum engine rpm, hydraulic flow, 2way Economy mode

LOWER MAINTENANCE COST

Maintenance is Also Part of the Operating Cost. Komatsu Pursued Reduction of Maintenance Time and Cost.

Easy access to filters

Engine oil and fuel system filters are integrated into one side to allow easy maintenance and service.



Easy cleaning cooling unit

Cleanability of the cooling unit has been improved. It is effective in the field of forestry and agriculture.

- Dustproof net does not require tools for desorption
- Making oil cooler a single piece from 2 pieces, no more space accumulating dust



Easy oil sampling

Easy oil sampling ports are added. It is important to get sample that is agitated properly. Using this equipment will help accurate analysis.



Minimization broken of circle grease nipple

The grease nipple of the circle is embedded for protection. It is irremovable structure even if wood debris or dusts are coiled around a swing circle.



Extended replacement interval of hydraulic oil filter

The replacement interval of the hydraulic oil filter element is extended by 2.5 times. It contributes to reduction of maintenance cost.

2500 h
↑
1000 h



Easy maintenance time management

The monitor informs replacement time of oil and filters on the LCD when the replacement interval is reached.

Easy to know maintenance time when using breaker

In addition to the above functions, it monitors the breaker usage time. Since the replacement time will be changed depending on the breaker usage time, monitor can notify the optimum replacement time.

Maintenance	Interval	Remain
Additional Hyd Oil Filter Change	—	—
Hyd Oil Pilot Filter Change	—	—
Additional Fuel Filter Change	—	—
Fuel Tank Breather Change	—	—
Fuel Prefilter Change	500 h	400 h

Detect abnormality of hydraulic circuit Clogging sensor for hydraulic oil as standard

When the hydraulic oil filter is clogged, the caution message pops up on the monitor to notify replacing the filter. It is possible to suppress repair cost due to breakdown.



Clogging hydraulic oil filter caution

Clogging sensor for breaker line (Optional)

Battery disconnect switch

A battery disconnect switch allows a technician to disconnect the power supply and lock out before servicing or maintenance the machine. Also, minimize discharge of the battery during long-term non operation. System operating lamp tells the timing of disconnect the switch to prevent controller failures.



Fuel filtration

Prepared some filtration systems according to operating environment and region.

Other Features

Easy cleaning drain port of fuel tank

Improved drainability of hydraulic oil and fuel

Easy to check level of hydraulic oil

Blow-by pressure detection

Fuel line contamination prevention

HIGHER DURABILITY

High Strength Work Equipment & Frames to Work with Large Bucket.

High rigidity work equipment

Work equipment is reliable and same as PC200-8M0. Boom and arms are constructed of thick plates of high tensile strength steel. In addition, these structures are designed with large cross-sectional areas and generous use of castings. The result is working attachments that exhibit long term durability and high resistance to bending and torsional stress.



Strengthened swing circle

Swing circle with improved durability supports stable operation in any severe jobsite.

Reliable Komatsu components

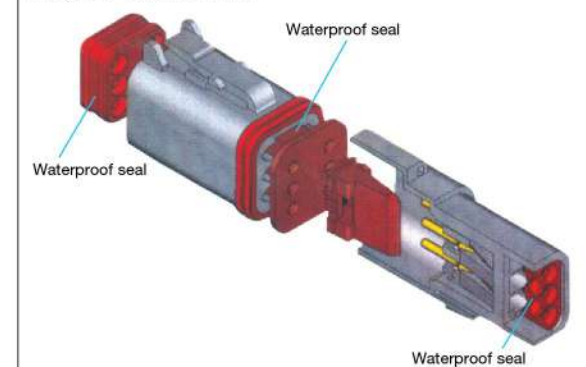
All of the major components, such as engine, hydraulic pumps, hydraulic motors and control valves are exclusively designed and manufactured by Komatsu.

Highly reliable electronic devices

Exclusively designed electronic devices have passed severe testing.

- Controllers
- Sensors
- Connectors
- Heat resistant wiring

Sealed connector



ICT & KOMTRAX

LARGE HIGH RESOLUTION LCD MONITOR



Large Multi-lingual High Resolution LCD Monitor

A large user-friendly high resolution LCD color monitor enables safe, accurate and smooth work. Simple and easy to operate switches. Function keys facilitate multi-function operations. Displays data in 15 languages to globally support operators around the world.

Indicators

- 1 Auto-decelerator
- 2 Working mode
- 3 Travel speed
- 4 Engine water temperature gauge
- 5 Hydraulic oil temperature gauge
- 6 Fuel gauge
- 7 ECO gauge
- 8 Fuel consumption gauge
- 9 Function switches menu
- 10 Language select

Basic operation switches

- 1 Auto-decelerator
- 2 Working mode selector
- 3 Traveling selector
- 4 Buzzer cancel
- 5 Wiper
- 6 Window washer

Supports Efficient Operation

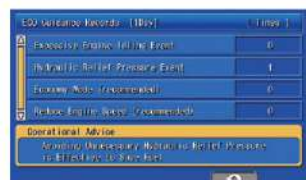
The main screen displays advices for promoting energy-saving operations as needed. The operator can use the ECO guidance menu to check the operation records, ECO guidance records, average fuel consumption logs, etc.



ECO guidance



ECO guidance menu



ECO guidance records



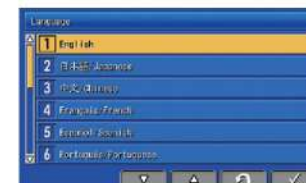
Operation records



Average fuel consumption logs

Simplified Selection of Languages and New Languages added.

It supports 15 languages including newly added languages. Language selection has become extremely easy.



Equipment Management Monitoring System

Monitor function

Controller monitors engine oil level, coolant temperature, battery charge air clogging, etc. If the controller finds any abnormality, it is displayed on the LCD.

Maintenance function

The monitor informs replacement time of oil and filters on the LCD when the replacement interval is reached.

Trouble data memory function


Monitor stores abnormalities for effective troubleshooting.

KOMTRAX

The Komatsu remote monitoring and management technology provides insightful data about your equipment and fleet in user-friendly format.

Energy Saving Operation Report

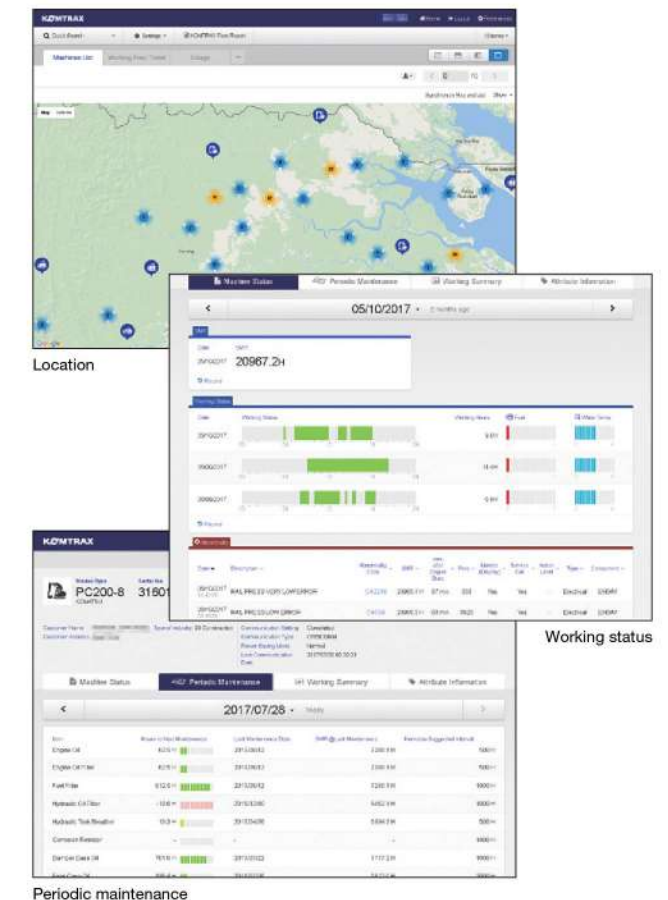
KOMTRAX delivers the energy-saving operation report based on the operating information such as fuel consumption, load summary and idling time, which helps you efficiently run a business.



This report image is an example of hydraulic excavator

Equipment Management Support

Through the web application, a variety of search parameters are available to quickly find information about specific machines based on key factors. Moreover, KOMTRAX finds out machines with problems from your fleet and shows you through an optimal interface.



Periodic maintenance

The report contents and data depend on the machine model.

Optimal Strategy for Efficient Work

The detailed information that KOMTRAX puts at your fingertips helps you manage your fleet conveniently on the web anytime, anywhere. It gives you the power to make better daily and long-term strategic decisions.



SAFETY & COMFORT

Safety Should be the First Priority at the Jobsite

Complied with ROPS/OPG level 1

The machine is equipped with a ROPS cab that conforms to ISO 12117-2 for excavators as standard equipment. The ROPS cab has high shock-absorption performance, featuring excellent durability and impact strength. It also satisfies the requirements of OPG top guard level 1 (ISO 10262) for falling objects. Combined with the retractable seat belt, The ROPS cab protects the operator in case of tipping over and against falling objects.



Gas-assisted damper cylinders for opening engine food easily and lock bar

Gas-assisted damper cylinders helps opening the engine hood with light force. Lock bar is also equipped. This equipment will support during maintenance and repair.



Thermal guard, fan guard

Preventing direct contact to high temperature parts or the finger being caught by fan when checking around the engine, by installing thermal guards and fan guard.



Rear view monitor system

A new rear view monitor system display has a rear view camera image that is continuously displayed together with the gauges and important vehicle information. This enables the operator to carry out work while easily checking the surrounding area. Even if it is on another screen, it changes to the rear camera image at the same time as the any operation lever is operated.



Cab guard:

Front full height guard level 2 (ISO 10262)

Lock lever

Pump/Engine room partition

Large side view, rear and sidewise mirrors

Large handrail

LED lamps



Ensuring Operator's Comfort, It Contributes to Increased Safety and Productivity.

Suspension seat

Suspension seat with weight adjustment function as standard equipment. This seat can reduce fatigue even in operation for a long time.

Pressurized cab

Pressurizing inside the cab to minimize the dust entering from outside. It can keep cab clean.

Low cab noise

With overwhelming low noise, you can operate without stress. Ambient noise is also reduced, reducing the stress of surrounding workers.

Light work equipment lever force

Lighter work equipment lever force able to reduce operator fatigue.

Multifunction audio

It has functions of AM/FM radio and Bluetooth® wireless technology enabled products can be connected.

Automatic A/C


It adjusts automatically to a comfortable temperature throughout the year, even in hot and cold areas.

Low vibration with cab damper mounting

The cab damper mounting combined with high rigidity deck aids vibration reduction at operator seat.

Sun roller blind (Optional)

Prepared a roller blind which blocks strong sunlight. Reduce sunlight at any time of day.



USB port for charging (Coming soon)



The location may change

12 V power supply

Magazine box

Cool & hot box

Luggage box



SPECIAL SPEC.

Attachment Piping Specification

Equips PC200-10M0 for breaker and crusher installation. Hydraulic flow rate can be regulated by setting Breaker Mode on monitor panel during breaker operation.



KOMATSU TOTAL SUPPORT



Komatsu Total Support

Komatsu Distributor is ready to provide variety of support before and after procuring machine to keep customers machine available and minimize operation cost.

Fleet recommendation

Komatsu Distributor can study customer job site and provide the most optimum fleet recommendation with detailed information to meet all of your application needs when you are considering to buy new machines or to replace the existing ones from Komatsu.

Product support

Komatsu Distributor secure the quality of machine by offering quality repair and maintenance services to the customer using Komatsu developed programs.

- Preventive Maintenance (PM) Clinic
- Komatsu Oil and Wear Analysis (KOWA)
- Undercarriage inspection service, etc.

Genuine parts and genuine oil

Komatsu Distributor will promptly and smoothly offer genuine parts and genuine oil guaranteed quality to various jobsites. Genuine oil is developed by Komatsu so that it is best matched for our Komatsu engines and hydraulic components. It maximizes engine and hydraulic components performance and prolong life.

Service contract

Komatsu Distributor offers several service package of repair and maintenance for a contracted period with optimum cost. Customer can be "worry-free" by trusting Komatsu Distributor skilled service.

Extended warranty

Extended warranty with several options available. Komatsu guarantee skilled repair with genuine parts and protection from unexpected expenses.

Operator training

Komatsu Distributor can provide excellent operator training which enables them to operate machine safely & efficiently and to maintain machine properly.

SPECIFICATION



ENGINE

Model Komatsu SAA4D107E-1
 Type Water-cooled, 4-cycle, direct injection
 Aspiration Turbocharged, aftercooled
 Number of cylinders 4
 Bore 107 mm
 Stroke 124 mm
 Piston displacement 4.46 L
 Horsepower:
 SAE J1995 Gross 110 kW 148 HP
 ISO 9249 / SAE J1349 Net 103 kW 138 HP
 Rated rpm 2000 min⁻¹
 Fan drive method for radiator cooling Mechanical
 Governor All-speed control, electronic
 EU Stage 3A emission equivalent.



HYDRAULICS

Type HydrauMind (Hydraulic Mechanical Intelligence New Design) system, closed-center system with load sensing valves and pressure compensated valves
 Number of selectable working modes 6
 Main pump:
 Type Variable displacement piston type
 Pumps for Boom, arm, bucket, swing, and travel circuits
 Maximum flow 439 L/min
 Supply for control circuit Self-reducing valve
 Hydraulic motors:
 Travel 2 x axial piston motor with parking brake
 Swing 1 x axial piston motor with swing holding brake
 Relief valve setting:
 Implement circuits 37.3 MPa 380 kgf/cm²
 Travel circuit 37.3 MPa 380 kgf/cm²
 Swing circuit 28.9 MPa 295 kgf/cm²
 Pilot circuit 3.2 MPa 33 kgf/cm²
 Hydraulic cylinders:
 (Number of cylinders – bore x stroke x rod diameter)
 Boom 2–120 mm x 1334 mm x 85 mm
 Arm 1–135 mm x 1490 mm x 95 mm
 Bucket 1–115 mm x 1120 mm x 80 mm



DRIVES AND BRAKES

Steering control Two levers with pedals
 Drive method Hydrostatic
 Maximum drawbar pull 178 kN 18200 kgf
 Gradeability 70%, 35°
 Maximum travel speed: High 4.9 km/h
 (Auto-shift) Mid 4.1 km/h
 (Auto-shift) Low 3.0 km/h
 Service brake Hydraulic lock
 Parking brake Mechanical disc brake



SWING SYSTEM

Drive method Hydrostatic
 Swing reduction Planetary gear
 Swing circle lubrication Grease-bathed
 Service brake Hydraulic lock
 Holding brake/Swing lock Mechanical disc brake
 Swing speed 11.5 min⁻¹



UNDERCARRIAGE

Center frame X-frame
 Track frame Box-section
 Seal of track Sealed track
 Track adjuster Hydraulic
 Number of shoes (Each side) 45
 Number of carrier rollers 2 each side
 Number of track rollers (Each side) 7



COOLANT AND LUBRICANT CAPACITY (REFILLING)

Fuel tank (Specified capacity) 400 L
 Coolant 15.5 L
 Engine 18.0 L
 Final drive (Each side) 3.3 L
 Swing drive 5.3 L
 Hydraulic tank 135 L



OPERATING WEIGHT (APPROXIMATE)

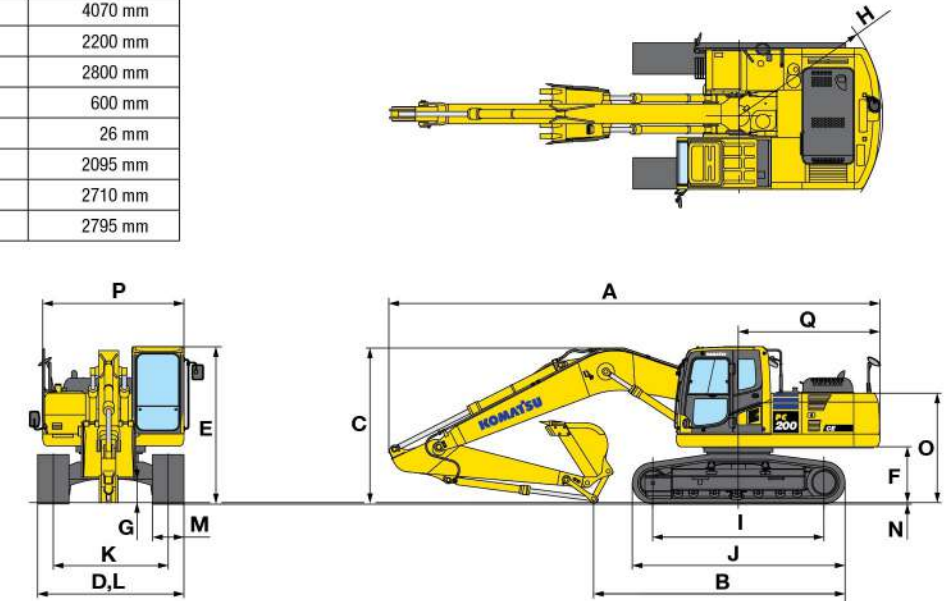
Operating weight including 5700 mm one-piece boom, 2925 mm arm, heaped 1.05 m³ General Purpose backhoe bucket, rated capacity of lubricants, coolant, full fuel tank, operator, and standard equipment.

Shoes	Operating Weight	Ground Pressure
600 mm	20050 kg	45.7 kPa 0.47 kgf/cm ²



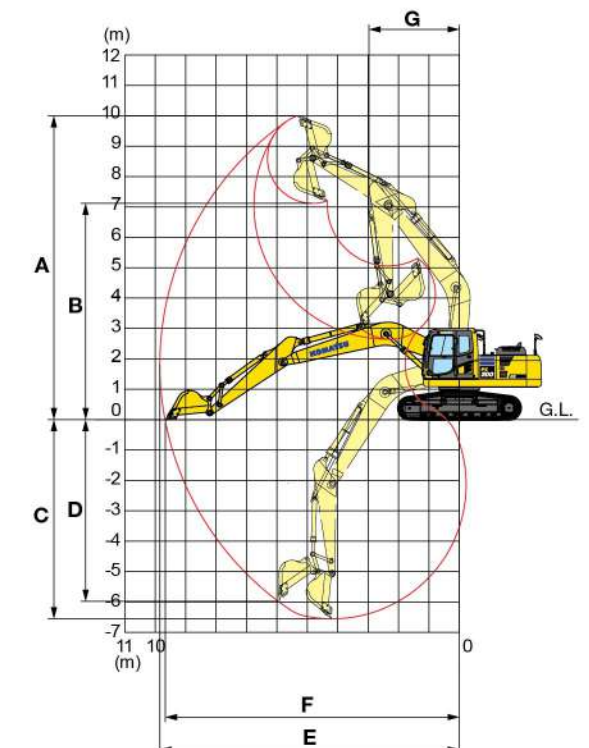
DIMENSIONS

Arm Length		2925 mm
A	Overall length	9485 mm
B	Length on ground (Transport)	4815 mm
C	Overall height (To top of boom)	3005 mm
D	Overall width	2800 mm
E	Overall height (To top of cab)	3040 mm
F	Ground clearance, counterweight	1085 mm
G	Ground clearance (Minimum)	440 mm
H	Tail swing radius	2835 mm
I	Track length on ground	3275 mm
J	Track length	4070 mm
K	Track gauge	2200 mm
L	Width of crawler	2800 mm
M	Shoe width	600 mm
N	Grouser height	26 mm
O	Machine cab height	2095 mm
P	Machine cab width	2710 mm
Q	Distance, swing center to rear end	2795 mm



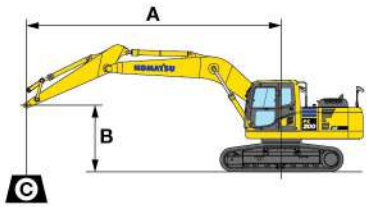
WORKING RANGE

Arm Length		2925 mm
A	Max. digging height	10065 mm
B	Max. dumping height	7160 mm
C	Max. digging depth	6515 mm
D	Max. vertical wall digging depth	5810 mm
E	Max. digging reach	9860 mm
F	Max. digging reach at ground level	9680 mm
G	Min. swing radius	2990 mm
ISO 6015 Rating	Bucket digging force at power max.	149 kN 15200 kgf
	Arm crowd force at power max.	108 kN 11000 kgf





LIFTING CAPACITY WITH LIFTING MODE



A: Reach from swing center
B: Arm top pin height
C: Lifting capacity
Cf: Rating over front
Cs: Rating over side
⊙: Rating at maximum reach

Conditions:
• 5700 mm one-piece boom
• 2925 mm arm

PC200-10M0														
Arm: 2925 mm				Without bucket				Shoe: 600 mm triple grouser						
B	A	MAX	MAX		7.5 m		6.0 m		4.5 m		3.0 m		1.5 m	
			Cf	Cs	Cf	Cs	Cf	Cs	Cf	Cs	Cf	Cs	Cf	Cs
7.5 m	6.15 m		*3830 kg	*3830 kg			*4430 kg	4410 kg						
6.0 m	7.26 m		*3590 kg	3150 kg			*5160 kg	4410 kg						
4.5 m	7.93 m		*3560 kg	2640 kg	4360 kg	2930 kg	*5730 kg	4240 kg	*6520 kg	*6520 kg				
3.0 m	8.29 m		3610 kg	2380 kg	4240 kg	2820 kg	6020 kg	3990 kg	*8460 kg	6110 kg				
1.5 m	8.36 m		3490 kg	2280 kg	4110 kg	2700 kg	5750 kg	3740 kg	8950 kg	5590 kg				
0 m	8.15 m		3560 kg	2320 kg	4020 kg	2610 kg	5560 kg	3560 kg	8630 kg	5310 kg	*6980 kg	*6980 kg		
-1.5 m	7.65 m		3880 kg	2520 kg	3990 kg	2580 kg	5470 kg	3490 kg	8530 kg	5230 kg	*11460 kg	9960 kg	*7240 kg	*7240 kg
-3.0 m	6.78 m		4650 kg	3010 kg			5510 kg	3520 kg	8600 kg	5290 kg	*15210 kg	10150 kg	*11880 kg	*11880 kg
-4.5 m	5.37 m		6730 kg	4310 kg					*8720 kg	5510 kg	*12230 kg	10530 kg		

* Load is limited by hydraulic capacity rather than tipping. Ratings are based on ISO 10567. Rated loads do not exceed 87% of hydraulic lift capacity or 75% of tipping load.


Major Component Weights

Items	Weight for a Machine (kg)
Boom (Include piping, pins, arm cylinder)	5.7 m With 1 ATT piping 1940
Arm (Include piping, pins, bucket cylinder)	2.9 m With 1 ATT piping 1120
Bucket (Without linkage)	1.05 m ³ General Purpose 760
Roller guards	STD 45
Shoe assembly (With link)	600 mm 2430

Standard Specification:

Operating weight: 20050 kg
Operating weight including below spec.
Boom: 5700 mm Standard
Arm: 2925 mm Standard
Bucket: 1.05 m³ General Purpose
Shoe: 600 mm triple grouser
Counter weight: Standard
Track roller guard: Standard
Rated capacity of lubricants, coolant, full fuel tank, 80 kg operator.

Bucket Line-up

Category	Picture	Shape	Capacity (m³)	Width (mm)		Weight* (kg)	Tooth Quantity	Boom + Arm (m)	Tooth Type
				Without Side Shrouds, Side Cutters	With Side Shrouds, Side Cutters			Standard Undercarriage (800mm Shoes)	
								5.7+2.9	
General Purpose		Conventional	1.05	1200	1325	720	5	⊙	HP

* With side cutters ⊙: Density up to 2.1 t/m³ ○: Density up to 1.8 t/m³



STANDARD EQUIPMENT

ENGINE

- Automatic engine warm-up system
- Compliant Bio diesel fuel
- Coolant filter
- Dry type air cleaner, double element
- Engine, Komatsu SAA4D107E-1
- Engine overheat prevention system
- Auto idle shutdown
- Radiator and oil cooler dust proof net

ELECTRICAL SYSTEM

- Alternator, 24 V/35 A, brushless
- Auto-decelerator
- Batteries, 2 X 12 V/110 Ah
- Battery disconnect switch with operation lamp
- Starting motor, 24 V/4.5 kW
- Working LED light, 5 (Boom and RH and cab)
- Amber beacon lamp on cab roof

HYDRAULIC SYSTEM

- Boom holding valve
- Clogging sensor for hydraulic oil return filter
- Power maximizing system
- Pressure Proportional Control (PPC) hydraulic control system
- Working mode selection system

GUARDS AND COVERS

- Fan guard structure

UNDERCARRIAGE

- Hydraulic track adjusters (Each side)
- Track guiding guard, center section
- Track roller, 7 each side
- Shoe, 600 mm triple grouser
- Track frame undercover

OPERATOR ENVIRONMENT

- Automatic A/C with defroster
- Equipment Management Monitoring System
- Large multi-lingual high resolution LCD monitor
- Multi function audio
- Rear view mirrors (RH, LH, side-wise)
- ROPS cab (ISO 12117-2)
- Suspension seat
- 12 V power supply
- Cab front guard-Full height guard
- Rear view monitor system

OTHER EQUIPMENT

- Blow-by sensor
- Counterweight
- Electric horn
- KOMTRAX (Only for approved area)
- Oil sampling port (Engine & hydraulic)
- Rear reflector
- Slip-resistant plates
- Travel alarm

· Up to 20% blended biodiesel fuel and paraffine fuel can be used. Please consult your Komatsu distributor for detail.

<https://www.komatsu.jp/en>

KOMATSU[®]



金駿機械
GUM CHUN MACHINERY

陳列倉Show Room: 香港新界石崗粉錦公路DD111 LOT2373&2374 (近橫台山永寧里)
DD111 LOT2373&2374 Fan Kam Road, Shek Kong, Yuen Long, N.T., Hong Kong
通訊地址 Mailing Address: P.O. Box No. 729 at Shek Wu Hui Post Office

☎ (852) 2488-9393

📠 (852) 2488-9337

🌐 www.gumchun.com.hk



CEN00916-03HKG

Materials and specifications are subject to change without notice.
KOMATSU is a trademark of Komatsu Ltd. Japan.